



Vocabulary

Directions: Choose the word from the box that best completes each sentence. Write the word on the matching numbered line below.

There are many different 1. _____ of pigs. Many people are 2. _____ of the small ones because they make good pets. Unlike guinea pigs, real pigs aren't seen 3. _____ on everything in sight. A mother pig is called a 4. _____, and father pigs are called 5. _____.

1. _____ 4. _____
 2. _____ 5. _____
 3. _____

**Check
the Words
You Know**

___ boars
 ___ fond
 ___ gnawing
 ___ sow
 ___ varieties


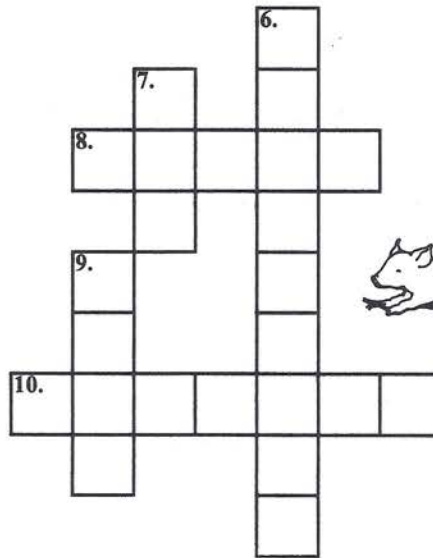
Directions: Choose the word from the box that best matches each clue. Write the word in the puzzle.

Down

6. kinds
 7. female pig
 9. liking

Across

8. male pigs
 10. biting away



Write an Animal Care List

Imagine you are the proud owner of a guinea pig. On a separate sheet of paper, make a list of things you need to know to take care of your guinea pig. Use as many of the vocabulary words as you can.



Notes for Home: Your child has learned new vocabulary words from *I Love Guinea Pigs*.
Home Activity: Talk with your child about the fun and responsibilities of having a pet. Encourage him or her to use the vocabulary words.



Grammar: Common and Proper Nouns

Directions: Read the nouns in the box. Write each noun in the correct column. Capitalize the proper nouns.

kangaroo	circus
debby's pet store	dr. ruiz
new england dog show	veterinarian
elephant	harold
puppy	reed animal hospital

Common Nouns

Proper Nouns

1. _____
2. _____
3. _____
4. _____
5. _____

6. _____
7. _____
8. _____
9. _____
10. _____

Directions: Replace the underlined words in each sentence with a proper noun. Write each proper noun on the line.

- _____ 11. I was surprised when our neighbor got a new pet.
- _____ 12. I was even more surprised when the pet turned out to be a little duckling.
- _____ 13. Our neighbor got the duckling from the animal shelter.
- _____ 14. Someone had found it quacking and alone near the town lake.
- _____ 15. The duckling loved to visit people and soon learned to fly across the street to avoid cars.



Notes for Home: Your child identified and wrote common and proper nouns. **Home Activity:** Encourage your child to name people, animals, and places he or she knows, using common nouns first and then proper nouns.

Grammar: Regular Plural Nouns

Nouns that name one person, place, or thing are **singular nouns**. **Plural nouns** name more than one person, place, or thing.

- Add **-s** to form the plural of most nouns.

monkey/monkeys pig/pigs cat/cats snake/snakes

- Add **-es** to form the plural of nouns that end in **ch, sh, s, ss, or x**.

bunch/bunches wish/wishes gas/gases fox/foxes glass/glasses

- To form the plural of nouns that end in a **consonant** and a **y**, change the **y** to **i** and add **-es**.

penny/pennies baby/babies party/parties lady/ladies

Directions: Write the plural form of each underlined noun on the line.

1. My friend says that I live in a zoo.

2. It all started with a stray dog.

3. Soon after she came to live with us, she had a puppy.

4. Yes, that means getting another animal dish.

5. Then my friend Mel was moving to Mexico, so she gave me her hamster.

6. Next, my little brother wanted a lizard.

7. My sister brought home a tadpole from the lake.

8. Before long, it turned into a frog.

9. My older brother decided to raise a racing pigeon.

10. "What's next?" my friend asked me. "A pony?"

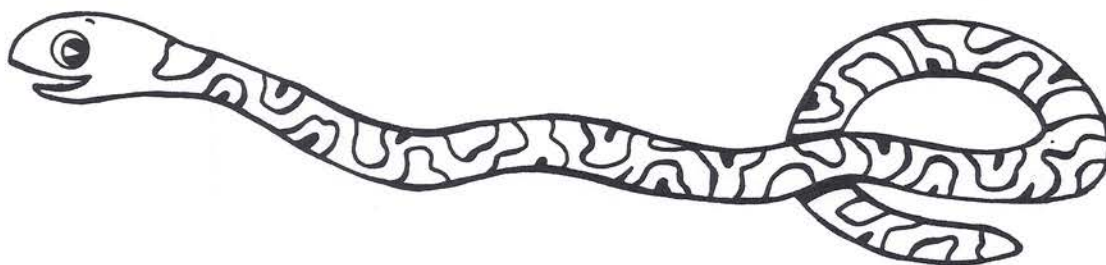


Notes for Home: Your child added **-s** or **-es** to nouns to show more than one person, place, or thing. **Home Activity:** Take a walk through your house. Have your child name the nouns he or she sees using singular and plural nouns (*one sofa, two chairs*).

Grammar: Regular Plural Nouns

Directions: Write P if the noun is plural. Write S if the noun is singular. Then, write the plural form of each singular noun.

- | | |
|------------------|------------------|
| 1. rabbits _____ | 6. stripes _____ |
| 2. pellet _____ | 7. monkey _____ |
| 3. tails _____ | 8. circus _____ |
| 4. family _____ | 9. snake _____ |
| 5. kitten _____ | 10. tanks _____ |



Directions: Write the plural forms of the nouns in each sentence.

- _____ 11. A ferret can be a great pet.
- _____ 12. My ferret likes to play with a ball and a bell.
- _____ 13. It likes to sleep in a special bed and on the floor of its tank.
- _____ 14. Unlike a rat, a ferret is not a rodent.
- _____ 15. Having a ferret is not as strange as having a skunk or an ocelot.

Write About a Pet

On a separate sheet of paper, write about a pet you have or would like to have. Describe where it lives, what it eats, and what things it likes to play with. Circle all the regular plural nouns.



Notes for Home: Your child wrote regular plural nouns. **Home Activity:** Write pairs of singular and plural nouns on index cards, one word per index card. Use nouns whose plurals are formed by adding *-s* or *-es*. Mix the cards and draw two at a time to try to match pairs.

Grammar: Regular Plural Nouns

RETEACHING

Read the chart. Circle the -s or -es ending in each plural noun.

add -s	days	cups	boys	paths	seas
add -es	riches	dishes	resses	boxes	buses

A **singular noun** names one person, place, or thing. A **plural noun** names more than one person, place, or thing. Add -s or -es to spell the plural forms of most nouns.

Directions: Complete the chart. Write each noun in the correct column.

- | | | | |
|---------|---------|--------|---------|
| axes | cobra | desert | goats |
| brushes | colts | eagles | house |
| banana | couches | ferns | peaches |

Singular Nouns

Plural Nouns

- | | | |
|----------|----------|-----------|
| 1. _____ | 5. _____ | 9. _____ |
| 2. _____ | 6. _____ | 10. _____ |
| 3. _____ | 7. _____ | 11. _____ |
| 4. _____ | 8. _____ | 12. _____ |

Directions: Write the plural of each noun in ().

13. Those (store) sell (pet). _____
14. The (dog) saw the (bone). _____
15. Some (boy) sat on the (box). _____
16. (Student) rode the (bus). _____



Notes for Home: Your child identified regular plural nouns. **Home Activity:** Name objects in your home. Have your child write the plural forms of the names of the objects.

Name _____

Grammar: Regular Plural Nouns

Directions: Replace each underlined singular noun with a plural noun. Write the plural noun on the line.

1. The student saw a movie in the morning.

2. The girl liked the actor in the movie.

3. The class rode the bus to the movie.

4. The movie held my attention.

5. Judy made lunch for the group.

Directions: Complete each sentence with a plural noun.

6. The actors studied their _____ for the play.

7. The performers gave two _____ each day.

8. Even _____ attended the show at school.

9. Some friends sent _____ to the actors.

10. Some people sat on _____.

11. The actor said his _____ to the audience.

Write a Review

Write a review of a play or movie you enjoyed. Use plural nouns. Write on a separate sheet of paper.



Notes for Home: Your child wrote plural nouns in sentences. **Home Activity:** Have your child choose nouns from a page of a favorite story. Then have him or her write sentences, using plural forms of those nouns.